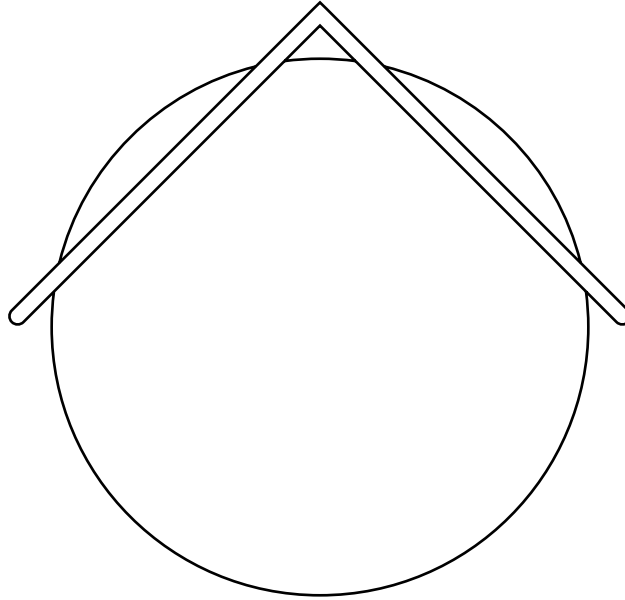


Miroir Mirror

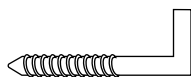
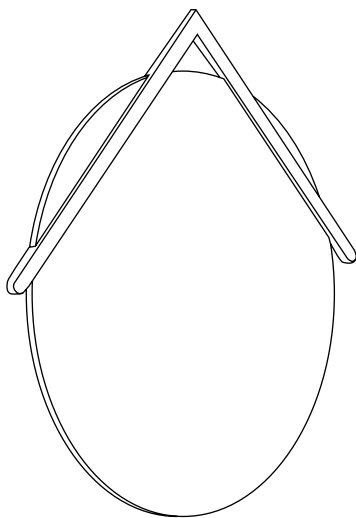
Lubin



Design by **Tomas Kral**

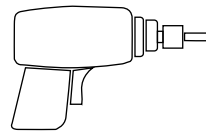


DANS VOTRE COLIS IN YOUR PACKAGE



x1

MATÉRIEL REQUIS REQUIRED TOOLS



Perceuse - Visseuse
Drill - Screwer



Cheville
Wall plug
x1

À ASSEMBLER SEUL ASSEMBLE ON YOUR OWN



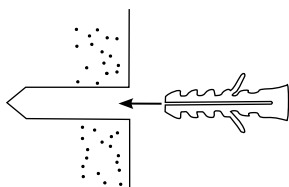
x1

Une question ? Contactez-nous grâce au formulaire dédié sur notre site !
Have a question? Please contact us using the dedicated form on our website!

 www.hartodesign.com



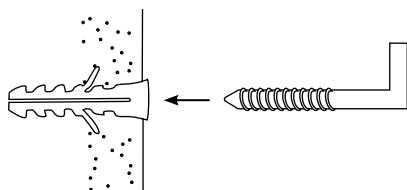
FR
Donnez ou recyclez vos meubles.
Association ou Magasin ou Déchèterie
<https://quefairedemesdechets.fr>



①

Percer le mur à la hauteur souhaitée, à l'aide d'une perceuse. Insérer une cheville adaptée au type de mur.

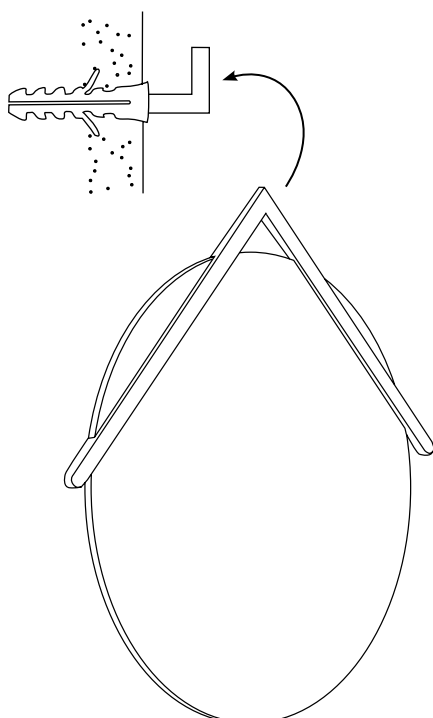
Drill the wall at the desired height. Insert a wall plug best suited to your wall.



②

Visser le crochet dans la cheville.

Screw the hook into the wall plug.



③

Suspendre le miroir au crochet.

Hang the mirror on the hook.